

VIBRATION SOURCE TECHNOLOGY CO., LTD.

Vibration Testing Laboratory

**Add: No.29, Lane 65, Sanjun St., Shulin Dist., New Taipei City 23864,
Taiwan (R.O.C.)**

Tel: 886-2-2688-0999 Fax: 886-2-2688-0977

E-mail: info@vibsource.com

Report No.: VS-TV-1110902-02

Test Report

Date of Issue: 2022 / 09 / 02

Specimen: AV600
Applicant Name : 7Starlake
**Applicant Address : 2F., No.190, Sec. 2, Zhongxing Rd., Xindian Dist., New
Taipei City 23146, Taiwan (R.O.C.)**

The result of this test report, performed by

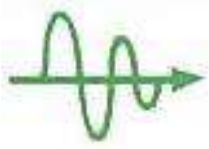
VIBRATION SOURCE TECHNOLOGY CO., LTD. is specified in this report.

When the cover and the following 11 pages are separated, the validity of this report no longer exists.

Without the consent of the laboratory, this test report shall not be copied excerpts, but except for full-text copy.

Signature





VIBRATION SOURCE TECHNOLOGY CO., LTD.

Vibration Testing Laboratory

Add: No.29, Lane 65, Sanjun St., Shulin Dist., New Taipei City 23864,
Taiwan (R.O.C.)

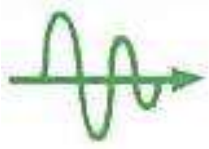
Tel: 886-2-2688-0999 Fax: 886-2-2688-0977

E-mail: info@vibsource.com

Report No.: VS-TV-1110902-02

I 、 Test Information

Test Report NO.	VS-TV-1110902-02
Applicant Name	7Starlake
Specimen	AV600
Quantity	1 pcs
Date of Test	Sep., 01, 2022



VIBRATION SOURCE TECHNOLOGY CO., LTD.

Vibration Testing Laboratory

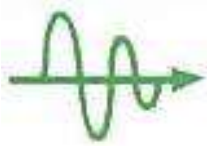
Add: No.29, Lane 65, Sanjun St., Shulin Dist., New Taipei City 23864,
Taiwan (R.O.C.)

Tel: 886-2-2688-0999 Fax: 886-2-2688-0977

E-mail: info@vibsource.com

Report No.: VS-TV-1110902-02

Test Item	Test 1:Vibration Test
Sample Condition	Non-Operation
Test Condition	Waveform: Random Wave Frequency: (500 ~ 2000) Hz 500 Hz 0.037499 g ² /Hz 2000 Hz 0.037499 g ² /Hz Acceleration: 7.5 Grms Vibration Axial: X, Y, Z Single Axis Time: 0.5 hours Total Time: 1.5 hours FIG 1.1 ~ 1.2: X axis direction mounted FIG 2: X axis test screen FIG 3.1 ~ 3.2: Y axis direction mounted FIG 4: Y axis test screen FIG 5.1 ~ 5.2: Z axis direction mounted FIG 6: Z axis test screen



VIBRATION SOURCE TECHNOLOGY CO., LTD.

Vibration Testing Laboratory



Add: No.29, Lane 65, Sanjun St., Shulin Dist., New Taipei City 23864,
Taiwan (R.O.C.)


Tel: 886-2-2688-0999 Fax: 886-2-2688-0977

E-mail: info@vibsource.com

Report No.: VS-TV-1110902-02

Test Item	Test 2: Shock Test	
Sample Condition	Non-Operation	
Test Condition	Waveform:	Half Sine Wave
	Shock	
	Peak	75 G
	Acceleration:	
	Duration Time:	11 ms
	Vibration Axial:	1 Axis · 2 Faces (+Z,-Z)
	Shock Time:	1 times
	Total Time:	2 times
	FIG 7.1 ~ 7.2:	+Z axis direction mounted
	FIG 8:	+Z axis test screen
	FIG 9.1 ~ 9.2:	-Z axis direction mounted
	FIG 10:	-Z axis test screen
	FIG 11.1 ~ 11.2:	Posterior check

Test Result	Appearance:	No external physical damage
	Function:	PASS
Test Conducted By		Report Prepared By
Steve		Steve
		



VIBRATION SOURCE TECHNOLOGY CO., LTD.

Vibration Testing Laboratory

Add: No.29, Lane 65, Sanjun St., Shulin Dist., New Taipei City 23864, Taiwan (R.O.C.)

Tel: 886-2-2688-0999 Fax: 886-2-2688-0977

E-mail: info@vibsource.com

Report No.: VS-TV-1110902-02

Test 1

FIG 1.1: X axis direction mounted




FIG 1.2: X axis direction mounted



FIG 2: X axis test screen

Current Level: 0.00 dB

Demand RMS: 7.505 g

Control RMS: 7.440 g

Frame Time: 0.4000 (s)

Lines: 800

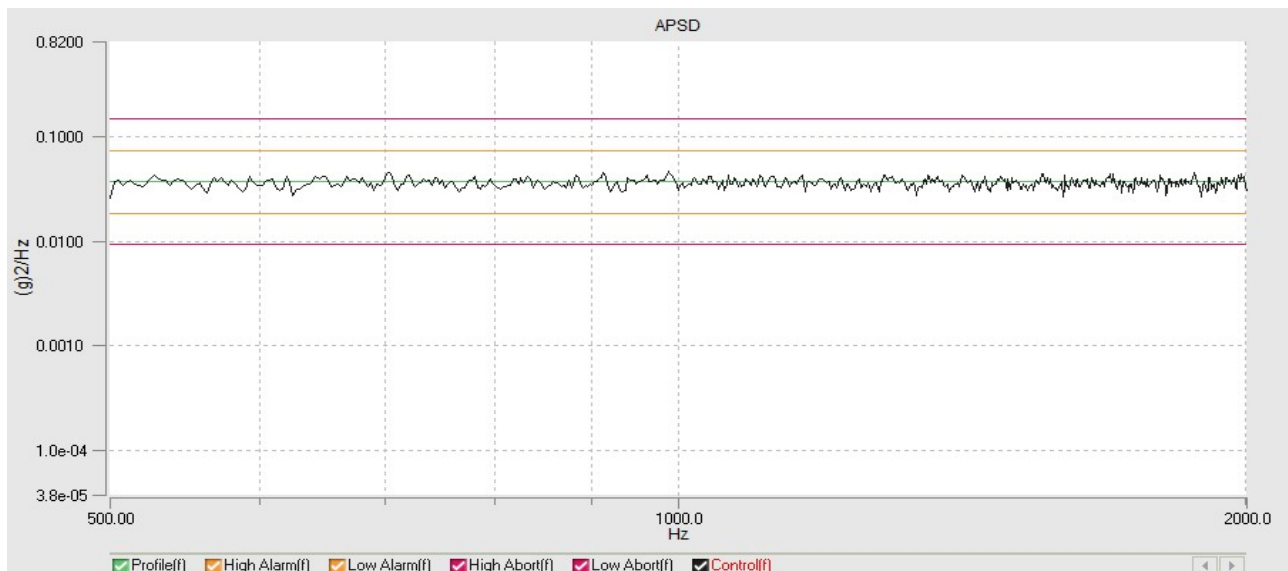
dF: 2.5 Hz


DOF: 200

Current Level Time:00:30:00

Remaining Time:00:00:00

Data was saved as a file at time: 2022-9-1 PM 02:21:51





VIBRATION SOURCE TECHNOLOGY CO., LTD.

Vibration Testing Laboratory

Add: No.29, Lane 65, Sanjun St., Shulin Dist., New Taipei City 23864, Taiwan (R.O.C.)

Tel: 886-2-2688-0999 Fax: 886-2-2688-0977

E-mail: info@vibsource.com

Report No.: VS-TV-1110902-02

FIG 3.1: Y axis direction mounted




FIG 3.2: Y axis direction mounted



FIG 4: Y axis test screen

Current Level: 0.00 dB

Demand RMS: 7.505 g

Control RMS: 7.522 g

Frame Time: 0.4000 (s)

Lines: 800

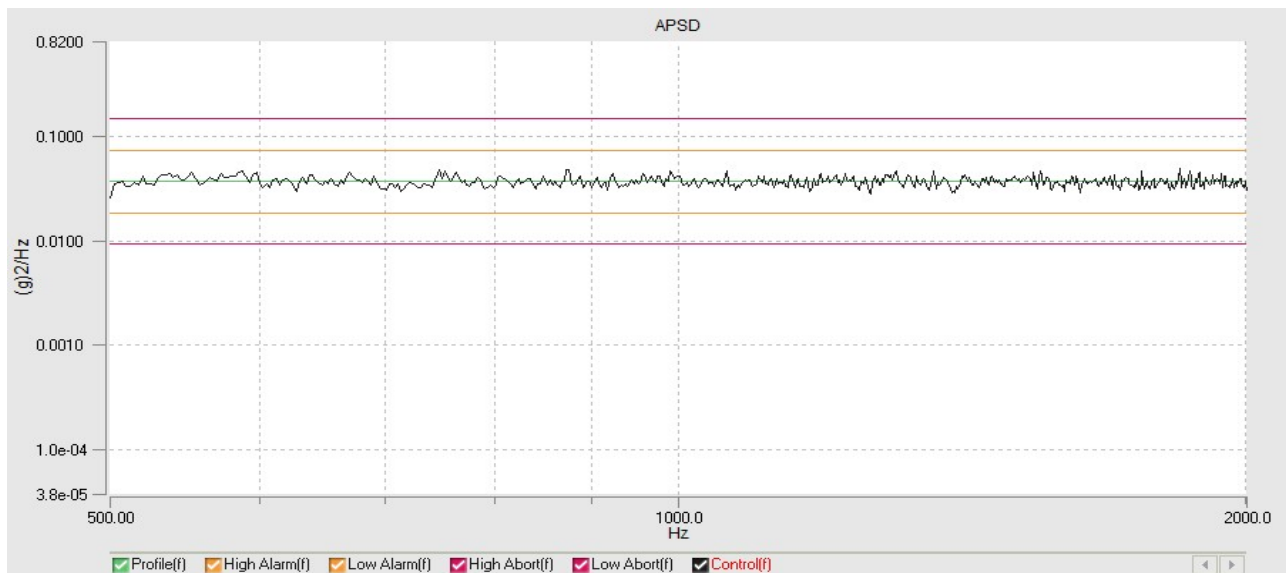
dF: 2.5 Hz


DOF: 200

Current Level Time:00:30:00

Remaining Time:00:00:00

Data was saved as a file at time: 2022-9-1 PM 02:56:10





VIBRATION SOURCE TECHNOLOGY CO., LTD.

Vibration Testing Laboratory

Add: No.29, Lane 65, Sanjun St., Shulin Dist., New Taipei City 23864, Taiwan (R.O.C.)

Tel: 886-2-2688-0999 Fax: 886-2-2688-0977

E-mail: info@vibsource.com

Report No.: VS-TV-1110902-02

FIG 5.1: Z axis direction mounted




FIG 5.2: Z axis direction mounted




FIG 6: Z axis test screen

Current Level: 0.00 dB

Demand RMS: 7.505 g

Control RMS: 7.550 g

Frame Time: 0.4000 (s)

Lines: 800

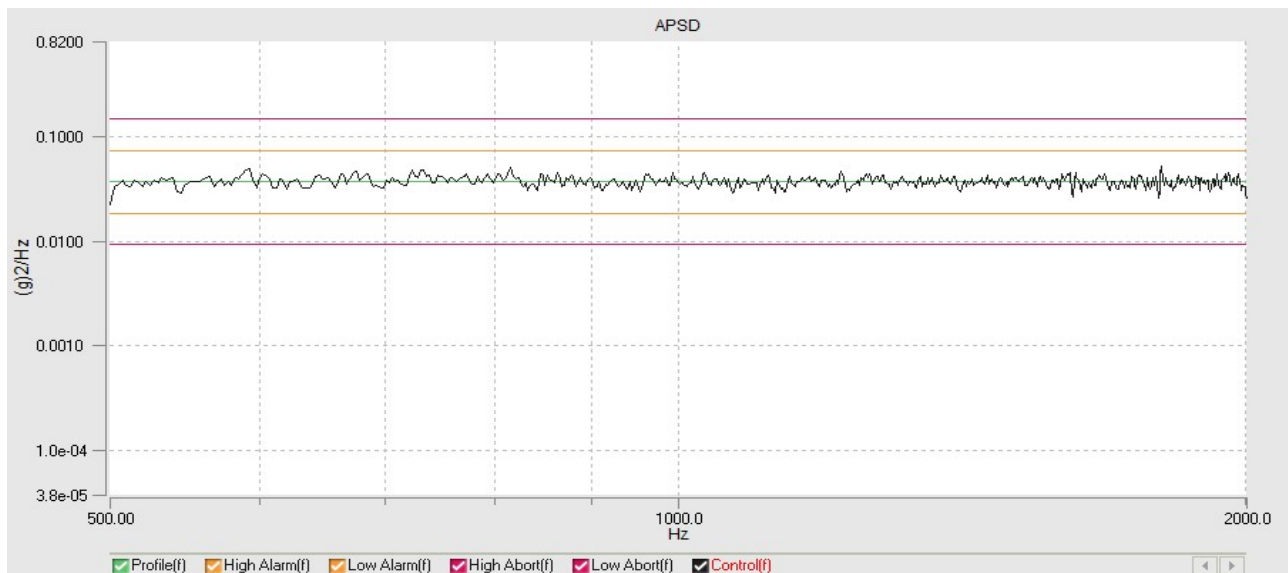
dF: 2.5 Hz

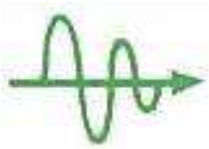
DOF: 200

Current Level Time:00:30:00

Remaining Time:00:00:00

Data was saved as a file at time: 2022-9-1 PM 01:34:02





VIBRATION SOURCE TECHNOLOGY CO., LTD.

Vibration Testing Laboratory

Add: No.29, Lane 65, Sanjun St., Shulin Dist., New Taipei City 23864, Taiwan (R.O.C.)

Tel: 886-2-2688-0999 Fax: 886-2-2688-0977

E-mail: info@vibsource.com

Report No.: VS-TV-1110902-02

Test 2

FIG 7.1: +Z axis direction mounted




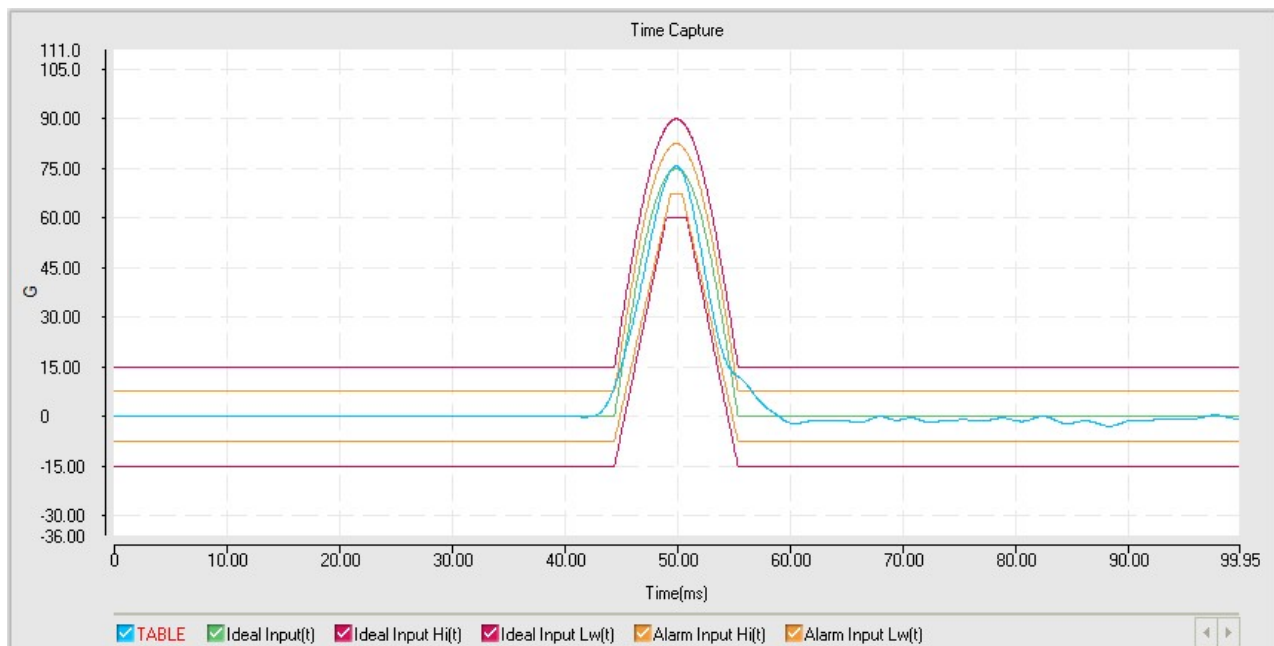
FIG 7.2: +Z axis direction mounted




FIG 8: +Z axis test screen

Time Window

Name	G	ms	cm/s	LP Filter(Hz)	Maximum(G)	Minimum(G)	Description
Ideal Input(t)	75.00	11.00	514.06	--	75.00	0.00	
TABLE	75.69	11.36	491.95	363.64	75.69	-2.93	





VIBRATION SOURCE TECHNOLOGY CO., LTD.

Vibration Testing Laboratory

Add: No.29, Lane 65, Sanjun St., Shulin Dist., New Taipei City 23864, Taiwan (R.O.C.)

Tel: 886-2-2688-0999 Fax: 886-2-2688-0977

E-mail: info@vibsource.com

Report No.: VS-TV-1110902-02

FIG 9.1: -Z axis direction mounted




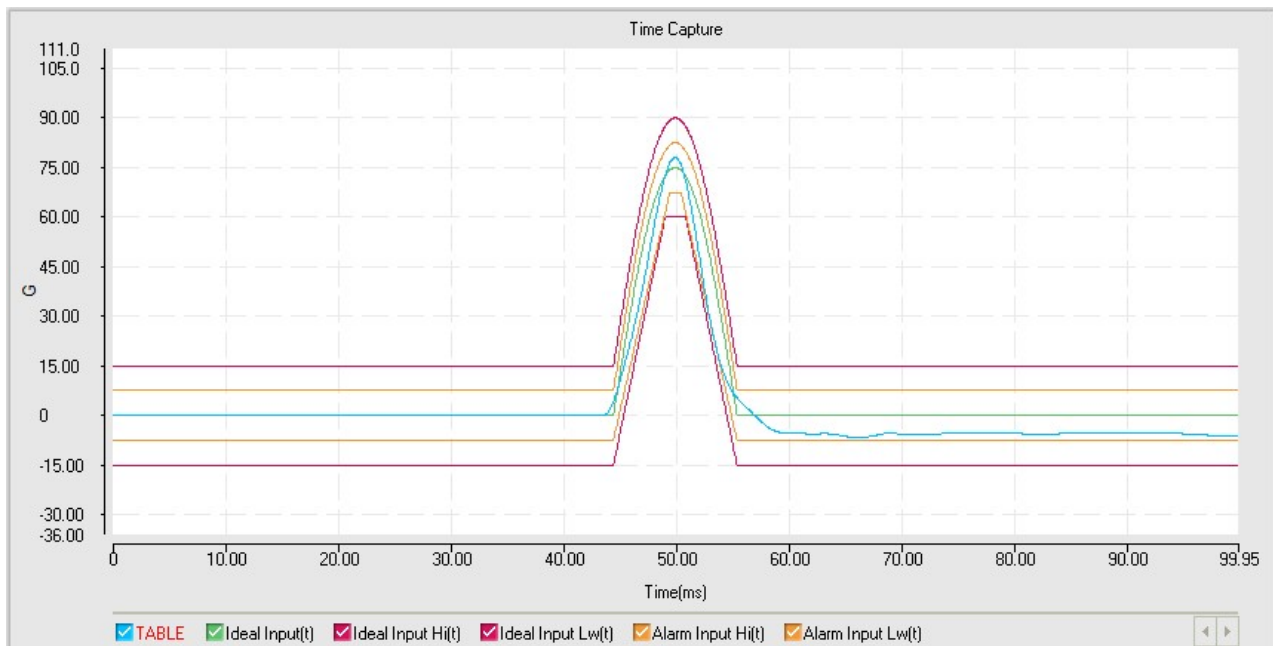
FIG 9.2: -Z axis direction mounted




FIG 10: -Z axis test screen

Time Window

Name	G	ms	cm/s	LP Filter(Hz)	Maximum(G)	Minimum(G)	Description
Ideal Input(t)	75.00	11.00	514.06	--	75.00	0.00	
TABLE	77.97	11.11	441.11	363.64	77.97	-6.69	





VIBRATION SOURCE TECHNOLOGY CO., LTD.

Vibration Testing Laboratory

Add: No.29, Lane 65, Sanjun St., Shulin Dist., New Taipei City 23864,
Taiwan (R.O.C.)

Tel: 886-2-2688-0999 Fax: 886-2-2688-0977

E-mail: info@vibsource.com

Report No.: VS-TV-1110902-02

FIG 11.1: Posterior check.



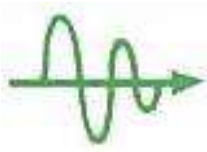


FIG 11.2: Posterior check.





VIBRATION SOURCE TECHNOLOGY CO., LTD.

Vibration Testing Laboratory

Add: No.29, Lane 65, Sanjun St., Shulin Dist., New Taipei City 23864, Taiwan (R.O.C.)

Tel: 886-2-2688-0999 Fax: 886-2-2688-0977

E-mail: info@vibsource.com

Report No.: VS-TV-1110902-02

II 、 Test Description

1. Date of Test

This test was performed on Sep., 01, 2022

2. Test Location

This test was performed on NO. 29, Lane 65, Sanjun St., Shulin Dist., New Taipei City 23864 Taiwan (R.O.C.)

3. Test Methods

This test was carried out according to the following documents: (VS-LP-TV-01 3.1).

4. Test standard instruments

Test standard instruments and matching accelerometer, as below:

Specimen	Manufacturer	Model	Serial NO.	Calibration Date	Validity Date
Electrodynamics Type Vibration Tester	Vibration Source Technology CO., LTD	VS-2000VH	T0701	2022/03/14	2023/03/13
Accelerometer	PCB	J353B32	86797		

Calibration and Traceability to Vibration Source Technology CO., LTD.
Vibration Calibration Laboratory (TAF 2465)
(Calibration Report No.: VS-CV-110314-01)

Specimen	Manufacturer	Model	Serial NO.	Calibration Date	Validity Date
Mechanical Shock Tester	Vibration Source Technology CO., LTD	SHOCK-100	1000	2022/03/04	2023/03/03
Accelerometer	PCB	353B02	154286		

Calibration and Traceability to Vibration Source Technology CO., LTD.
Vibration Calibration Laboratory
(Calibration Report No.: VS-CS-110304-02)

III 、 Reference

- Vibration testing procedures (VS-LP-TV-01 3.1),
VIBRATION SOURCE TECHNOLOGY CO., LTD.

The End.